

STAMPED CONCRETE & COLORED  
PLASTER FLOORING SERVICES

catalogue

your world on  
flooring fashion



**AFERKO**  
— BUILD —



# Stamped concrete

your world on  
flooring fashion

## LEARN MORE ABOUT STAMPED CONCRETE And PLASTER WALL & FLOORING

By imprinting patterns in freshly placed concrete, you can achieve the high-end look of stone or brick pavement-and often at a lower cost.

Stamped concrete and Plaster wall & flooring, often called textured or imprinted concrete, is concrete that replicates stones such as slate and flagstone, tile, brick and even wood. Ideal for beautifying pool decks, driveways, entries, courtyards, and patios, stamped concrete is the perfect outdoor paving choice.

Recently, these style has become a popular choice for many homeowners because it offers a wide array of options when it comes to concrete pattern and concrete colors. Another factor contributing to its popularity is its price. The cost of stamped or imprinted concrete is often considerably lower than the materials it is a substitute for.

Concrete is the perfect canvas for creating a cost-effective replica of more expensive materials, without giving up a natural, authentic look. When choosing colors and patterns for your stamped cement, make sure they blend with other stone, tile or textured concrete elements at your residence. Even in complex designs with steps and fountains, patterns can be still be pressed into the concrete. Stamped concrete can also be used in conjunction with other decorative concrete elements such as exposed aggregate or acid staining. Popular patterns include running bond brick, hexagonal tile, worn rock or stone.

# Plaster wall & flooring



# Our Mission

Our Company mission is to provide decorative services through stamped concrete & colored plaster so that our customers will have a vast range of choices that will add beauty into your world on flooring & wall of fashion.

To achieve this , we have worked hard adopting the latest techniques that will keep us one step ahead in the construction business industry offering a consistent quality. Additionally, our environment friendly designs will give our customers a unique experience personalizing their taste.


Aferko Global and Lamar Technical Projects (LTP) has proved a tremendous progression during their existence in the UAE. Our promise is to make your experience with concrete an imagination that will come to life.

[www.aferkoglobal.com.tr](http://www.aferkoglobal.com.tr)

# Stamped Concrete

Stamped concrete has become a popular choice for many homeowners because it offers a wide array of options when it comes to concrete pattern and concrete colors. Another factor contributing to its popularity is its price. The cost of stamped or imprinted concrete is often considerably lower than the materials it is a substitute for.


Concrete is the perfect canvas for creating a cost-effective replica of more expensive materials, without giving up a natural, authentic look. When choosing colors and patterns for your stamped cement, make sure they blend with other stone, tile or textured concrete elements at your residence. Even in complex designs with steps and fountains, patterns can be still be pressed into the concrete. Stamped concrete can also be used in conjunction with other decorative concrete elements such as exposed aggregate or acid staining. Popular patterns include running bond brick, hexagonal tile, worn rock or stone.

A woman with dark hair, wearing a bright red long-sleeved top and black pants, is sitting on a light-colored, textured rug. She is holding a tablet computer in her hands, which displays a colorful landscape image. The background shows a dark leather chair and a wooden floor with a wood-grain pattern. The overall scene is indoors, likely in a living room or a showroom.

**"Is that full depth stamped concrete or a polymer modified overlayment?"**

# Concrete Floors

Concrete has become the choice for designer and homeowners. This material can be poured to make new concrete slab or to resurface your old concrete with our overlay system. Homes, offices, retail stores and trendy restaurants are all embracing this beautiful, diversified and budget-conscious restoration method. A concrete floor offers numerous options for interior rooms including nearly limitless designs, colors, and even health benefits.




# Concrete Floors

A concrete floor offers numerous options for interior rooms including nearly limitless designs, colors, and even health benefits.



# Porch Floors

Wonderful Best Floor Paint For Concrete Porch Floor Ideas. A Fancy Porch floor design with stamp concrete material, yet astonishing effect and outcome



# Garage Floors and Driveways


Unlimited choice of finishing textures





# Fireplace Surrounds and Polished Concrete

Reflection your vision




# Exterior Concrete and Patios

Stamped concrete is a product that is colored concrete poured 4" - 6" thick and finished with a stamped design of your choice.



# Concrete Pool Deck

Reflection your vision




# Concrete Walkways

Wide choice of decoration. Extremely durable for all climates.



# Landscape Borders

Unlimited choice of finishing textures.




# Stamped Textures

Slate with acid stained textured borders can add to the finishing touches your house



# Stamped Textures

A professional work on a botched clean and seal on stamped concrete and recoloring old stamp job.



# Stamped Textures

Slate with acid stained textured borders can add to the finishing touches your house





# Stamped Textures

A professional work on a botched clean and seal on stamped concrete and recoloring old stamp job.




# Stamped Concrete

Materials & Textures



(SC-001)



(SC-002)



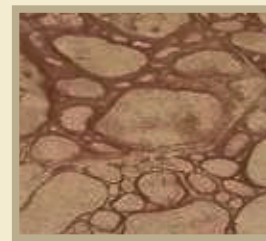
(SC-003)



(SC-006)



(SC-007)



(SC-008)




(SC-011)



(SC-012)




(SC-013)



(SC-004)



(SC-005)



(SC-014)



(SC-009)



(SC-010)



(SC-015)

# Stamped Concrete

Materials & Textures



(SC-016)



(SC-017)



(SC-018)




(SC-021)



(SC-022)



(SC-023)



(SC-026)



(SC-027)




(SC-028)



(SC-019)




(SC-020)




(SC-024)



(SC-029)



(SC-030)



(SC-025)

# Exposed Aggregate Concrete


Exposed aggregate is a decorative concrete surface, often compared to a piece of marble or granite that has been transformed by polishing, a plain unremarkable surface that is stripped away to reveal the exceptional beauty lying beneath the surface. With Exposed aggregate concrete the beauty is in the natural aggregate (stone & rocks), marble, glass, slate whatever you choose for the aggregate mix. Once we lay the concrete down and finish it we then strip away the top concrete surface to reveal the aggregate mixture within. Depending on the desired appearance there are several different ways to expose the finished surface. The final result is a winning upscale decorative concrete surface that blends seamlessly with any surroundings.

Exposed aggregate decorative concrete can be used in every concrete application patios, driveways, walks, entranceways, pool decks and garage floors. Exposed aggregate concrete has been around a long long time, well before stamped concrete, concrete stains and concrete polishing.



# Garage Floors & Driveways

Concrete driveways in UAE are by far the most popular and cost effective option when exploring your front of home paving requirements. Our team at Lamar Tech have all the right tools, skills, and many years of experience to create the perfect exposed aggregate look. We'll be there for you from your first call right through until we've completed your job - to our sky high standards - and your complete satisfaction.




# Front Porch & Patio

Exposed Aggregate Driveways, Patios and Walkways: An Inspiration Gallery Exposed aggregate concrete can almost be compared to a piece of granite or marble




# Pool Deck

IMAGINE the beauty of your pool deck with Exposed Aggregate Concrete. Both fine and coarse concrete aggregates come in a wide range of colours to suit the style and location of your concrete project. We'll help you consider the grading, shape and surface of your concrete project, as these can affect the visual appearance of the end result.



22



# Sidewalk


Exposed Aggregate Concrete Projects on sidewalk, an Elegant and Stunning Finish! With such a wide range of fabulous finishes for your exposed aggregate finish, our team can give you a recommendation on aggregate size and proportions to get the best, most attractive, finish.





## Steps

Welcome visitors to your home by adding the unique look of exposed aggregate front steps. Today, most contractors expose aggregate by spraying a chemical surface retarder onto the slab surface immediately after placing and finishing. This delays the set and gives them the flexibility to remove the cement paste up to a day or so later, either by scrubbing or pressure washing. This flexibility can be especially important on large jobs or during hot weather




24




# Exposed Aggregate Floors

Put simply, exposed aggregate, or exposed concrete, is a stylish and durable way to add quality to your home or commercial project.



# Exposed Aggregate Floors

Concrete is poured with an added aggregate, such as natural rock, slate, tile, rocksalt and even seashell. Then instead of the concrete totally covering these aggregates - it's then sanded back.




# Artivia Exposed Aggregate

This finish is achieved by using various techniques such as water washing, abrasive blasting, concrete acid etching and honing. It's a unique and very effective way to add a fresh look to your home.



E-036




E-061



E-068



E-075



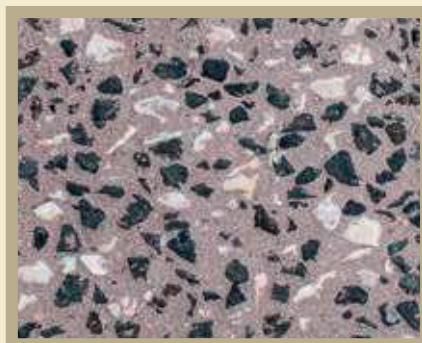
E-130



E-151




E-157



E-307



E-190



E-216



E-319



E-343

# Artivia Exposed Aggregate

The surface of these aggregates are 'exposed, bringing out their natural beauty.



E-344



E-354



E-364



E-366



E-388



E-411



E-417



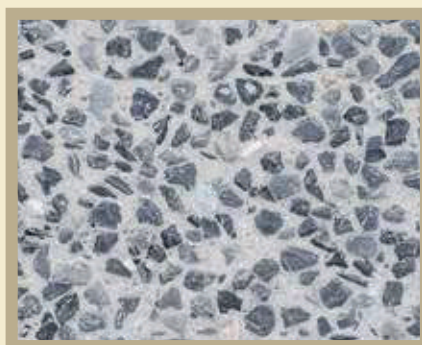
E-582



E-519



E-564



E-541



E-580-3

# Artevia Bush

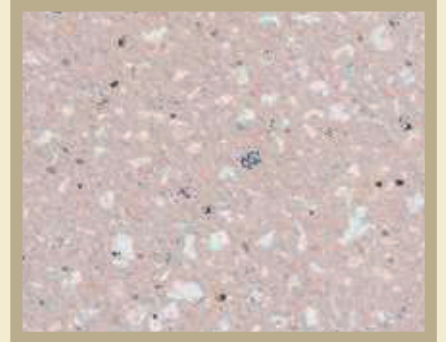
Materials & Textures



B-167



B-232



B-345




B-531



B-571



B-573



B-594



B-598



B-599



B-230



B-343



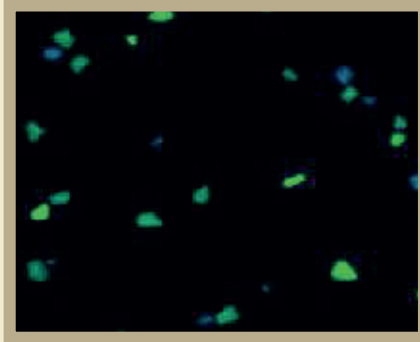
B-384

# Artevia Polish

Materials & Textures




PM-464



G-364 Night



G-502 Day




GD-513-P



P-348



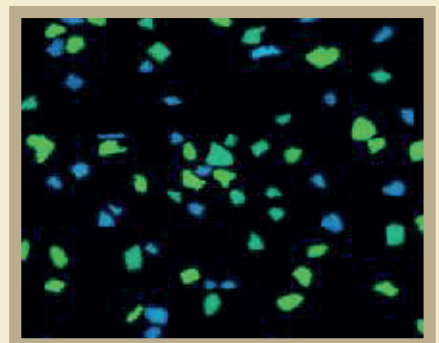
P-036



P-261




P-275




GN-513-P



P-393



P-406



P-571


# Colored Plaster

Colored Plaster Concrete is cost-effective and tough enough to resist damage. That inherent toughness is beautifully complemented by the variety of colors and textures available. Color is determined by selecting cement and aggregate color, and quite often modified by adding mineral oxide pigments to the plaster mix.

Lamar Technical Projects prepared finish coat products, which are available in many areas, often contain white cement. These pre-pigmented, packaged cements offer ease of use for achieving the desired color, but it's also possible to add pre weighed mineral oxide pigments to the finish coat stucco during mixing.

Texture gives substance and character to the plaster surface. It can be used to provide highlights, depth, continuity, segmentation, and even achieve the look of a completely different construction material such as wood timbers, brick, or stone masonry construction. Texture is achieved by selecting aggregate size, controlling finish mix consistency, and using special treatment techniques during and after application of the finish coat plaster.


5 ways to change your style





# Exterior

A superior technique for your outdoor finish,an excellent and elegant look for your family's dreamhouse




# Exterior

Colored Plaster Concrete is the most affordable products, available in a wide range of colors.



# Exterior

The final appearance of this finish depends on the hand of the individual applicator, allowing subtle tonal contrasts with circular, horizontal, vertical or even random movements.



34




# Exterior

Why choose a specialty wall finish? Walls that have been finished with a specialty finish will clean up faster and easier - tiny fingerprints wash off easily and scuffs are less noticeable



# Exterior

These finishes will be your best choice for high traffic areas, such as a foyer or in a kid's room and can also disguise a wall that is in poor condition.




# Exterior

This highly praised material creates an image of traditional plaster.



# Exterior

Simple application with a brush or hopper gun makes this an outstanding option for large exterior and interior surfaces.



# Exterior


Water-based. Repels water and resist wind driven rain





# Exterior

Unlimited choice of finishing textures. Minimum need for maintenance.



# Interior

To come up with something that would work well in their elegant Mediterranean home. It was easy to see how using a richer color for the interior walls



# Interior

stunning multi color venetian plaster in a bathroom



# Interior

Affordable simple design of the italian villa bedroom ideas that has white concrete wall can be decor with red curtains and add the beauty inside the modern bedroom



# Interior

Stone coloured Venetian plaster use to create a contemporary look



# Colored Stucco

## Materials & Textures

### Hand Textures




Heavy Lace  
(CSHT-001)



Light Lace, Angled  
(CSHT-002)



Meltdown Lace  
(CSHT-003)



Random Comb  
(CSHT-004)



English  
(CSHT-005)



Spanish 2  
(CSHT-006)



English 2  
(CSHT-009)



English 1  
(CSHT-010)



Glacier 1  
(CSHT-011)



Dry Scraped  
(CSHT-012)



Coarse Float  
(CSHT-013)



Spanish 1  
(CSHT-014)



Vertical Roll  
(CSHT-017)



Vertical Roll 1  
(CSHT-018)



Finger Swirl  
(CSHT-019)



Circular Roll  
(CSHT-020)



Smooth Steel 1  
(CSHT-021)



Glacier  
(CSHT-022)



Spanish  
(CSHT-007)



Finger Swirl  
Knockdown  
(CSHT-008)



Smooth Steel  
(CSHT-015)




Vertical Scratch  
(CSHT-016)




Coarse Float 1  
(CSHT-023)


### Stamped



Stamped-Scraped  
Knockdown  
(CSS-001)



Stamped-Vertical Roll  
(CSS-002)



Stamped-Meltdown Lace  
(CSS-003)



TURKEY Office

İkitelli Osb Çevre San Sit.

1. Blok No:27 Başakşehir

İstanbul / TÜRKİYE

Tel: 00 90 212 674 18 61

Fax: 00 90 212 674 18 62

[www.aferkoglobal.com.tr](http://www.aferkoglobal.com.tr)

UAE Office No. 613, Makateb Tower

Deira, Dubai, UAE

Tel. : +971 04 3232613

Fax : +971 04 2661667

Email [info@lamartec.com](mailto:info@lamartec.com)

[lamaridx@gmail.com](mailto:lamaridx@gmail.com)

## LT PROJECTS SPECIALITY:

- (1) Floor & Wall Tiling works  
اعمال تليط الارضيات والحوائط
- (2) Carpentry & Flooring Contracting.  
اعمال النجارة وتركيب الارضيات
- (3) Air -Conditions, ventilations & Air Filtration system Installation and Maintenance.  
تركيب أنظمة التكييف والتهوية وتنقية الهواء وصيانتها
- (4) Building cleaning Services  
خدمات تنظيف المباني والمسكن
- (5) Engraving & Ornamentation Works  
اعمال النقش والزخرفة
- (6) Plumbing & Sanitary Contracting  
اعمال التمديدات والتزكيات الصحية
- (7) Partitions & False ceilings contracting  
تركيب الاسقف المعلقة والقواطع الخفيفة
- (8) Painting Contracting  
اعمال الاصباغ والدهانات
- (9) Plaster & Cladding works  
اعمال البلاستر والتكسية
- (10) Wall Paper Fixing  
تركيب ورق الجدران

[www.lamartec.com](http://www.lamartec.com)

more than just some  
thing to walk on

STAMPED CONCRETE & COLORED PLASTER FLOORING SERVICES

**AFERKO GLOBAL**  
"GLOBAL SOLUTION PARTNER"